

Small Office/Home Office



**Personal Computer
Workstations
Machine Stands**

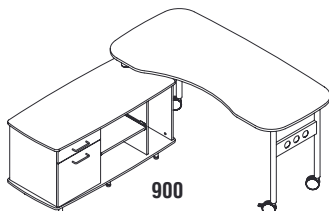
EASTWINDS™ COMPUTER FURNITURE

Mayline Customer Service: 1-800-822-8037

EASTWINDS COMPUTER FURNITURE

Eastwinds computer furniture is designed for the technology-driven office and adaptable to a variety of environments.
 Framework: Metallic Gray, powder-coated steel frames.
 Surfaces: Vacuum-formed thermofoil in Anthracite (ANT) or Medium Cherry (MEC).
 All models ship UPS except: 900, 905, 915, 8000DV.

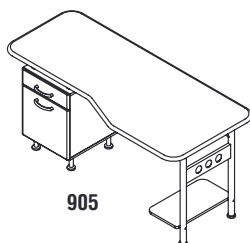
LATTE ROTARY PC DESK WITH CREDENZA



- Credenza features slide-out printer shelf, box-file pedestal and space for CPU.
- Desk surface swings over credenza to free up floor space.

Model No.	Dimensions	Wt.	List Price
* 900	68"W x 57"D x 29"H	142#	\$629

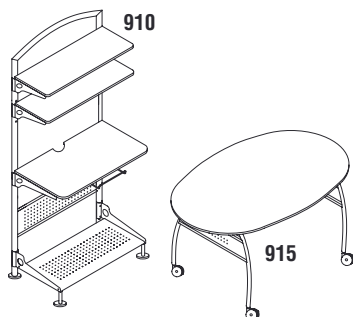
ESPRESSO PC DESK WITH FILE



- Box-file pedestal.
- Floor-supported CPU shelf.
- Distinctive styling

Model No.	Dimensions	Wt.	List Price
* 905	63"W x 28 3/4"D x 29"H	132#	\$499

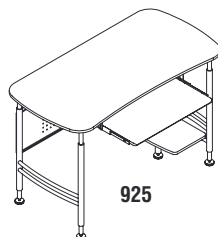
TECHNIQUE WALL SYSTEM AND TABLE



- 910 Wall system has work surface with wire keyboard holder. Middle shelf adjusts to 3 positions. Perforated-steel lower CPU shelf.
- 915 Mobile table has oval top and can nest under monitor shelf or be used independently. Table is mobile on 4 casters, two locking.

Model No.	Dimensions	Wt.	List Price
* 910	33"W x 22 1/2"D x 72 1/2"H	72#	\$259
* 915	55"W x 31 1/2"D x 29"H	41#	\$259

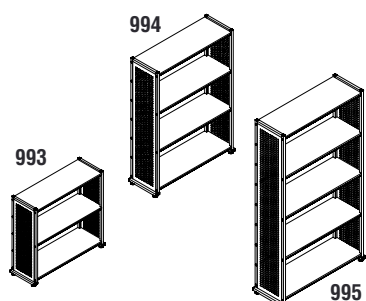
SANTOS PC DESK



- Slide-out keyboard tray.
- Includes perforated-steel modesty panel.
- CPU shelf mounts to either inside or outside right-hand leg.

Model No.	Dimensions	Wt.	List Price
* 925	47 1/4"W x 23 1/2"D x 29"H	46#	\$349

ACCENT SHELVING

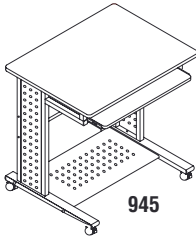


- Perforated-steel uprights with thermofoil shelves.
- Standard with either 3, 4 or 5 fixed shelves.

Model No.	Description	Dimensions	Wt.	List Price
* 993	3-Shelf	31 1/4"W x 11"D x 31"H	40#	\$129
* 994	4-Shelf	31 1/4"W x 11"D x 44 1/2"H	50#	\$139
* 995	5-Shelf	31 1/4"W x 11"D x 58"H	60#	\$149

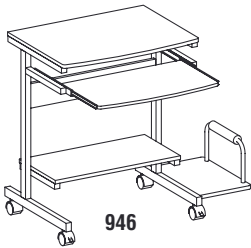
EMPIRE MOBILE PC STATION

Mayline Customer Service: 1-800-822-8037



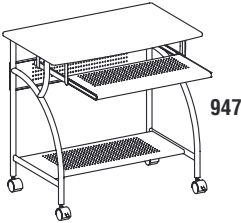
- Slide-out keyboard tray.
- Perforated-steel CPU shelf.
- Totally mobile on 4 casters, 2 locking.

Model No.	Dimensions	Wt.	List Price
* 945	29 3/4"W x 23 1/2"D x 29 3/4"H	41#	\$134

PORTRAIT PC DESK CART

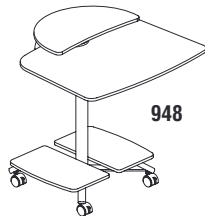
- Slide-out keyboard tray with mouse platform.
- CPU platform mounts left or right.
- Totally mobile on 5 casters, 2 locking.

Model No.	Dimensions	Wt.	List Price
* 946	36 1/2"W x 19 1/4"D x 31"H	50#	\$134

ARGO PC WORKSTATION

- Perforated steel slide-out keyboard tray and CPU shelf.
- Totally mobile on 4 casters, 2 locking.

Model No.	Dimensions	Wt.	List Price
* 947	31 1/2"W x 19 3/4"D x 30 1/4"H	48#	\$134

FPD COMPUTER TABLE

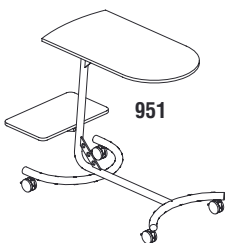
- Raised flat panel platform.
- Printer and CPU platforms.
- CD holder.
- Totally mobile on 4 locking casters.

Model No.	Dimensions	Wt.	List Price
* 948	28 1/2"W x 26"D x 29 1/2"H	20#	\$134

LAPTOP CADDY

- Height adjustable steel frame.
- Split top tilts for ergonomic use.
- Mobile on 3 locking casters.

Model No.	Dimensions	Wt.	List Price
* 950	29 1/2"W x 15"D x 20-32"H	27#	\$134

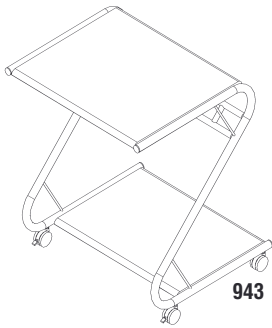
LAPTOP CADDY II

- Tubular steel frame.
- Printer shelf.
- Totally mobile on 4 casters.

Model No.	Dimensions	Wt.	List Price
* 951	36"W x 18"D x 29"H	15#	\$134

FPD Z-FRAME STATION

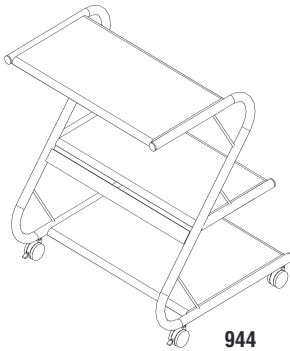
Mayline Customer Service: 1-800-822-8037



- Computer station for CPU tower, flat screen monitor, keyboard and printer.
- Mobile on 4 casters, 2 locking.
- 2-Shelf.

Model No.	Description	Dimensions	Wt.	List Price
943	FPD Station	23 1/2"W x 22 1/4"D x 28 1/2"H	20#	\$129

LAPTOP Z-FRAME STATION



- Computer station for laptop and printer.
- Mobile on 4 casters, 2 locking.
- 3-Shelf.

Model No.	Description	Dimensions	Wt.	List Price
944	Laptop Station	23 1/2"W x 19 1/2"D x 28 1/2"H	20#	\$129

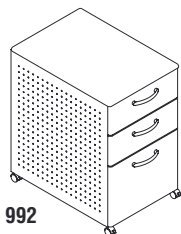
HIGH WIRE CART



- Multi-purpose cart for small machines, projectors, etc.
- Slide-out wire basket, steel posting shelf and three additional shelves along with adjustable flip-up shelf.
- Mobile on 4 casters, 2 locking.

Model No.	Dimensions	Wt.	List Price
* 955	23 1/2"W x 15"D x 37 1/2"H	22#	\$159

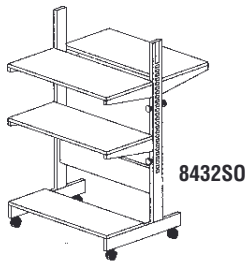
PEDESTALS



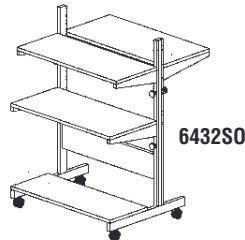
- Attractive thermofoil surface treatments on drawer fronts and tops match workstations.
- Sides feature perforated steel.
- Ball-bearing suspensions for quiet, smooth drawer operation.
- Mobile on 5 casters, 2 locking.

Model No.	Description	Dimensions	Wt.	List Price
* 992	Box-Box-File	15"W x 22"D x 27 1/2"H	70#	\$259

SOHO ADJUSTABLE COMPUTER TABLE



8432SO



6432SO

- All frames painted Black.
- Shelves are adjustable to an infinite amount of locations between 14 to 48 inches. No tools required.
- Adjustable Shelves: 32" x 15", Bottom Shelf: 31 1/4" x 11 3/4".
- 2" Casters provided (two locking).
- Easily reconfigures for other family members or office partners.
- Ships UPS.

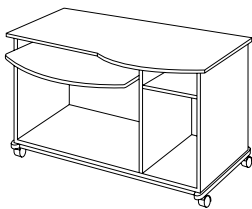
Small Office (Shelves support 100 lbs. each) Medium Cherry or Gray surfaces **only**.

Model No.	Dimensions	Wt.	List Price
* 8432SO	32"W x 31"D x 50"H, 4 shelves	65#	\$375

Home Office (Shelves support 75 lbs. each) Gray surface only.

Model No.	Dimensions	Wt.	List Price
* 6432SO	32"W x 31"D x 48"H, 4 shelves	60#	\$339
* 6332SO	32"W x 31"D x 48"H, 3 shelves	60#	\$309

ERGONOMICALLY DESIGNED COMPACT WORKSTATION. IDEAL FOR PERSONAL COMPUTERS

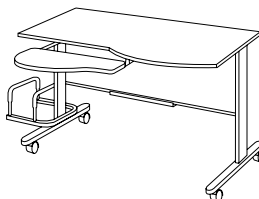


- All laminate construction.
- Steel reinforced base adds strength and durability.
- Retractable keyboard includes mouse area.
- Will fit CPU towers up to 11 1/2" wide x 24" high.
- Includes one adjustable shelf.
- 4 casters provided (two Locking).

Model No.	Dimensions	Wt.	List Price
* 8000DU	47 1/4"W x 24"D x 29 1/2"H	84#	\$425

Available in Gray, Medium Cherry, and Anthracite **Only**.

MOBILE COMPUTER WORKTABLE

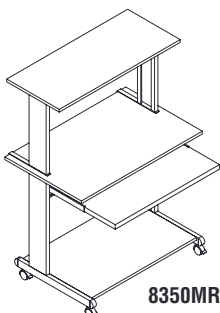


- Laminate worksurface.
- Retractable keyboard tray with integrated wrist rest and pencil tray.
- Perforated modesty panel adds strength.
- CPU holder may be mounted on left or right and adjusts to fit CPU towers up to 9 1/2" wide.
- 2" casters provided (two Locking).

Model No.	Dimensions	Wt.	List Price
* 8100TD	47 1/4"W x 23 1/2"D x 29"H	49#	\$369

Available in Gray/Dove Gray, Medium Cherry/Metallic Gray and Anthracite/Metallic Gray **Only**.

MOBILE MULTIMEDIA COMPUTER WORKSTATION



8350MR

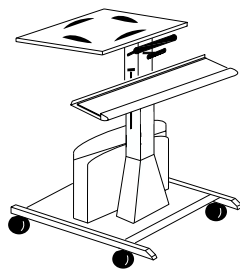
- Steel and laminate construction provides strength and durability.
- Full-width retractable platform supports both a keyboard and mouse.
- Large bottom shelf supports CPU towers, left or right.
- 2" casters provided (two Locking).

Model No.	Dimensions	Wt.	List Price
* 8350MR	36 3/4"W x 21 1/4"D x 50"H	72#	\$425

Available in Gray/Dove Gray, Medium Cherry/Metallic Gray and Anthracite/Metallic Gray **Only**.

THE SIT/STAND WORKSTATION ALLOWS USERS TO WORK IN A SITTING OR STANDING POSITION

Mayline Customer Service: 1-800-822-8037



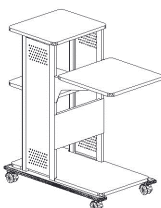
- Infinite monitor platform height adjustments from 36" - 40" H.
- 28"W x 9"D keyboard platform accommodates keyboard and mouse pad.
- Keyboard platform with built-in wrist rest tilts 18° in either direction, adjusts 24" - 30" H.
- Monitor tray has built-in clamping system to hold monitor with base up to 12" x 15".
- 4" Dual wheel casters, two with locks.
- Pneumatic cylinder assists in raising and lowering the unit.
- 42 lb. monitor capacity, 25 lb. keyboard capacity.
- CPU adjusts to 8".

Model No.	Dimensions	Wt.	List Price
2500SS	28"W x 33"D x 40"H	70#	\$1087

PRESENTATION STAND

- Designed to support laptops, overhead projector, or LCD projector.
- Front surface supporting projectors is adjustable to three positions: 31", 33" and 37"H.
- Standard casters, two locking.
- Top surface is 38 1/2"H providing a comfortable position for standing presentations.
- Rugged steel frame construction with attractive perforated leg detail. All threaded, metal-to-metal connections.
- Ships UPS.

Standard Finishes: Black frame with reversible Anthracite/Folkstone surfaces.

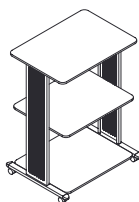


Model No.	Dimensions	Wt.	List Price
* 1010PC	18 1/2"W x 36"D x 38 1/2"H	75#	\$420

AUDIO/VISUAL CART

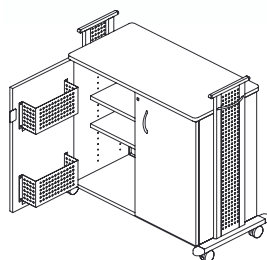
- Designed to support up to 35"TV / Monitor and other A/V equipment.
- All three shelves measure 36 1/2"W x 26"D x 3/4"H.
- Middle shelf adjustable on 2" increments to 5 positions.
- Includes standard safety strap and 4-outlet power module.
- Rugged steel frame construction with attractive perforated leg detail. All threaded, metal-to-metal connections.
- Standard 3" dia. Casters, two locking.
- 400 lb. capacity

Standard Finishes: Black frame with reversible Anthracite/Folkstone surfaces.



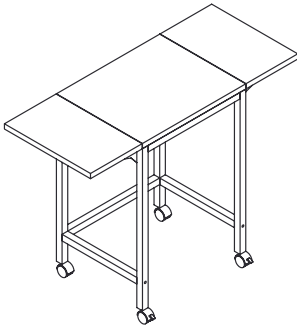
Model No.	Dimensions	Wt.	List Price
* 1010AV	36 1/2"W x 32 1/2"D x 42 1/2"H	91#	\$544

HOSPITALITY CART



- Consistent design details with the 1010PC and 1010AV.
- Comes standard with two adjustable shelves.
- Locking casters provide easy mobility.
- Left-side door has two perforated steel storage pockets sized perfectly for 2 liter bottles.
- Doors have self-closing cabinet hinges, attractive door pull, and standard lock.
- Handle provided on both left and right legs at a comfortable operating height.
- Easy to assemble using quarter-turn cam fasteners.
- **Standard Finishes:** Black frame with Anthracite surfaces and shelves.

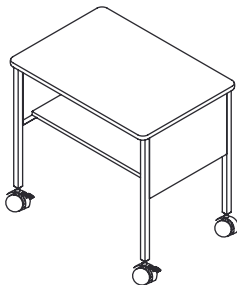
Model No.	Dimensions	Wt.	List Price
* 1015HC	45 1/2"L x 21 3/4"W x 44 1/8"H	158#	\$675



- Steel and low-pressure laminate construction.
- Two 9"W x 15"D drop leaves are standard.
- Wheel type casters, two with locks.
- Ships UPS.
- **Finishes:** Oak low-pressure laminate with Putty paint and Walnut low-pressure laminate with Black paint **only**.

Model No.	Dimensions	Wt.	List Price
* 7711WT	18"W x 15"D x 27"H	22#	\$129

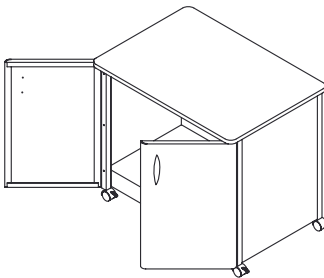
**THE 2140CA OFFERS A COMPACT WORK SURFACE
IDEAL FOR WORD PROCESSING EQUIPMENT**



- Steel construction, thermafoil top and a 12" deep shelf.
- Square tubing legs with dual wheel casters, two with locks.
- 200# weight capacity.
- Ships UPS.
- **Finishes:** Anthracite/Metallic Gray, Gray thermafoil with Dove Gray paint or Oak/Putty thermafoil with Putty paint **only**.

* Model No.	Dimensions	Wt.	List Price
2140CA	30"W x 21"D x 26 1/2"H	39#	\$185

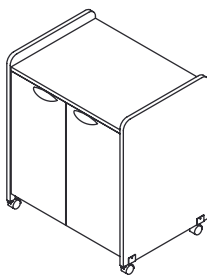
MOBILE UTILITY CABINETS WITH STEEL EXTERIOR



- All steel cabinet with low-pressure laminate top.
- Roll formed steel doors.
- Casters for mobility (2 locking).
- Does not include interior middle shelf.
- 150# weight capacity.
- Ships UPS.
- **Finishes:** Gray low-pressure laminate with Dove Gray paint and Oak low-pressure laminate with Putty paint **only**.

Model No.	Dimensions	Wt.	List Price
* 2160MU	30"W x 21"D x 26 1/2"H	64#	\$325

MOBILE UTILITY CABINETS WITH LAMINATE EXTERIOR



- Top surface is large enough for copiers, fax machines or coffee machines 25 1/2" wide x 20" deep.
- All low-pressure laminate sides, doors and top. Steel back, shelf and bottom.
- Interior shelf adjusts in height in four positions in 2" increments.
- Hinged doors provide 110° swing.
- 1 5/8" dual wheel casters add mobility (two locking).
- 150# weight capacity.
- Ships UPS.
- Surfaces standard in Mahogany and Nebula Gray **only**. Black paint.

Model No.	Dimensions	Wt.	List Price
* 2110MU	27"W x 20"D x 31"H	89#	\$325



Mayline Group's 72-Hour Kwik-Ship program features over 200 standard items. Orders are guaranteed to ship within 72 hours from receipt of order. Orders are limited to 5 of any single model with no limitation to the total number of models per order. Kwik-Ship products are designated throughout the price list by a '*' symbol to the left of the model number. Available Kwik-Ship colors are listed at the beginning of each product line section.